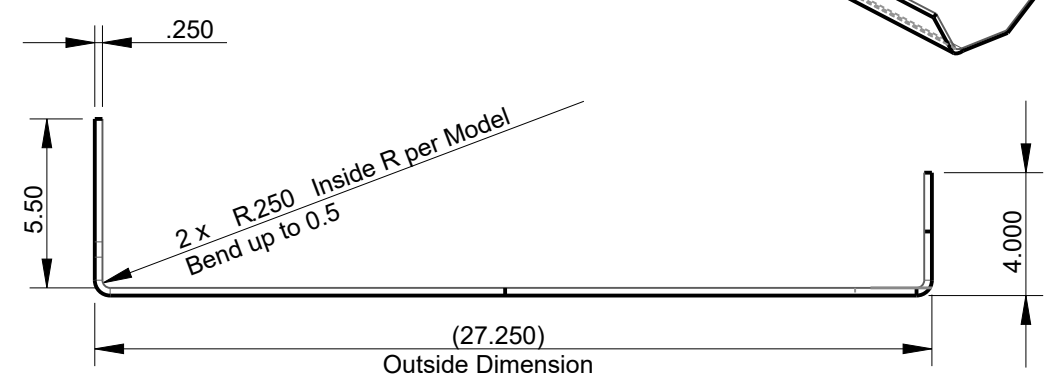
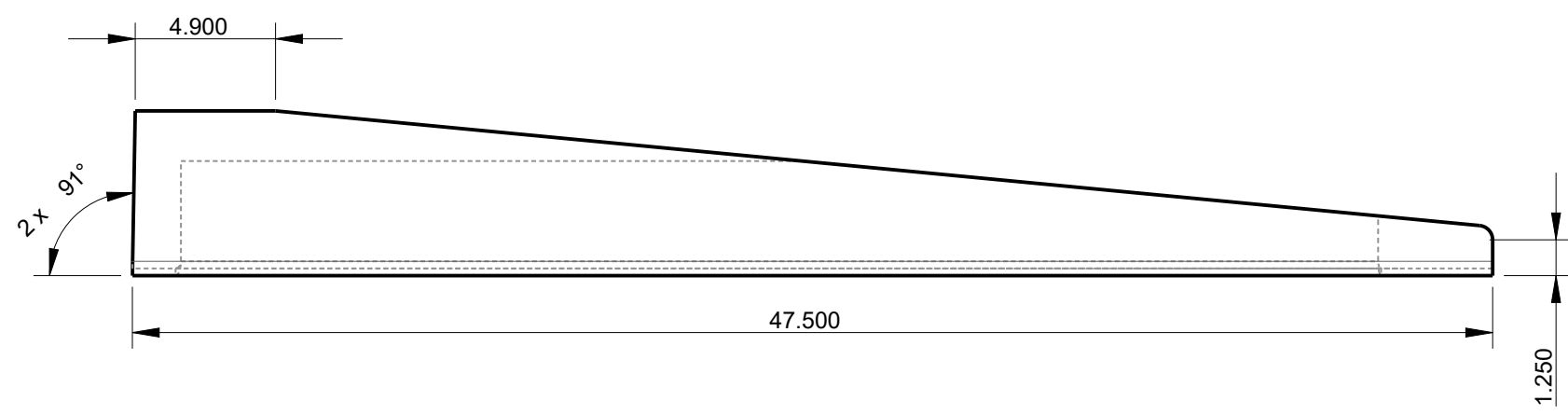
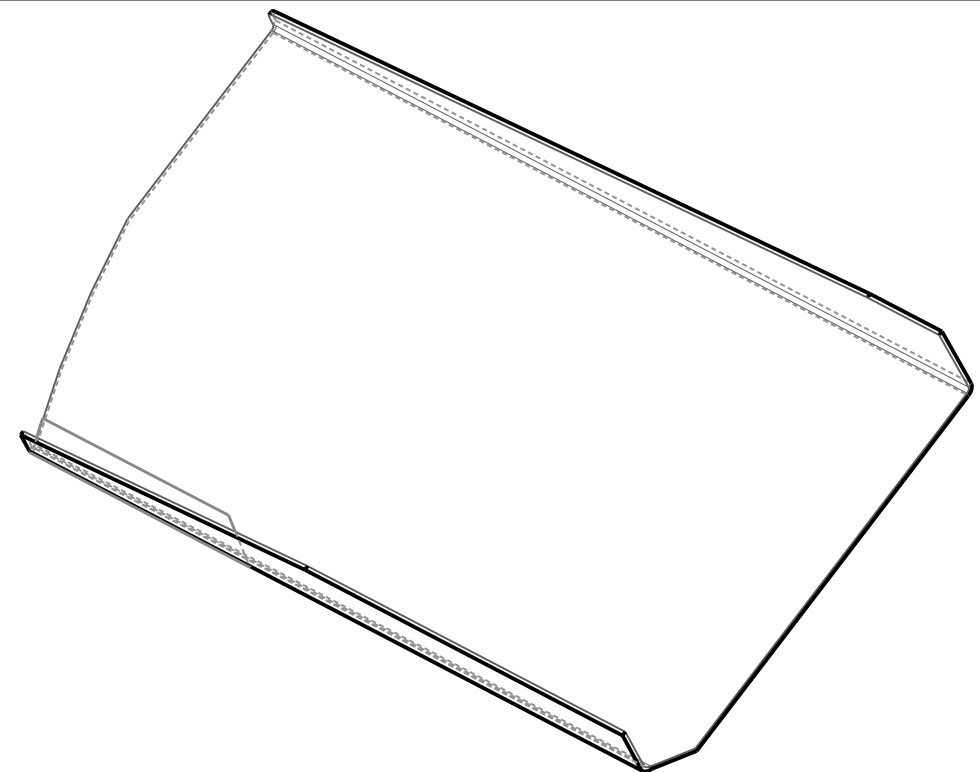


REVISIONS			
REV	DESCRIPTION	DATE	APPROVED
H	REMOVED ANGLE CUTOUT	8/27/18	KJS
I	LOWERED SIDE WALL .5"	8/30/18	KJS
J	NARROWED BY .109	10/22/18	KJS
K	CANCELLED REV I	12/4/18	KJS
L	ADDED CORNER CUTOUT	5/30/19	KJS



THE INFORMATION DISCLOSED HEREIN CONTAINS PROPRIETARY RIGHTS OF ALL TERRAIN CONVERSIONS LLC. NEITHER THIS DRAWING NOR ANY INFORMATION DISCLOSED THEREIN SHALL BE REPRODUCED OR TRANSFERRED TO OTHER DOCUMENTS, USED OR DISCLOSED TO OTHERS FOR ANY PURPOSE EXCEPT AS SPECIFICALLY AUTHORIZED BY ALL TERRAIN CONVERSIONS IN WRITING.

LASER/BEND TOLERANCES:
 1> HOLE DIAMETER: ± .005
 2> LASERED EDGES: ± .015
 3> FORMED BEND LOCATION: ± .030
 4> BEND ANGLE: ± 1 DEGREE

DIMENSIONAL TOLERANCES UNLESS OTHERWISE NOTED		
BASIC DIMS	2 PLACES	3 PLACES
UNDER 6"	+/- .02	+/- .005
6" TO 24"	+/- .03	+/- .010
24" AND UP	+/- .06	+/- .020
ANGLES +/- 1/2°		

HSLA 50KSI 1/4"		ALL TERRAIN CONVERSIONS	
SIZE	Lift Pan Single Piece CH 1/2&3/4T Pass		
FRM00130			